

Lesson 81 - Helping at Home

Aim

To learn that helping at home makes parents happy
To learn that it is important to help with a cheerful heart

Materials

- * Right Choices by Kenneth N. Taylor
- * I-can-help-at-home pattern
- * Card, glue, scissors
- * Pictures for colouring
- * Bible verse - Ephesians 6:2
- * Poem

Lesson Outline

1. Introduction
 2. A Picture to Discuss
 3. Honour your Parents
 4. Activities
 5. Review the aims
 6. Prayer
-

1) A Picture to Discuss

Today we are going to talk about helping at home. Look at the picture. In what ways are the children helping?

- *washing dishes*
- *vacuum cleaning*
- *taking care of the baby*
- *wiping the table*
- *polishing the wardrobe*

Have you done any of these?

What things have you done at home to help your parents?

Do you like to help?

Do you sometimes not want to help?

2) Honour Your Parents

The Bible is a book of God's words. One part of the book says, "Honour your father and mother." (Ephesians 6:2) What does honour mean? It means to respect them. It means to love them. It also means to obey them.

One way to honour parents is to help at home. When you help at home it makes your parents happy. Do you notice how happy they are when you help? Do they smile? Give you a hug? Say thank you? Say you are such a good boy or girl for helping?

When you help it's also important to do it with a cheerful heart. It wouldn't be very helpful if you whined or cried about having to help! So if you are asked to help, say, "OK! I'll be glad to help."

It's also important to do it right away, not when you feel like doing it. That will make your parents glad, and it will make God glad too.

What things can you do this week to help at home? Here is a poem to remind you to help. Try to learn it

*Do you like helping
Your mother and dad?
It says in the Bible
That this makes God glad.*

3) Activities

- * Colour a picture - Choose one of the four pictures to colour
- * Bible Verse to learn - Honour your father and mother - Ephesians 6:2
- * Game - I can help at home

4) Review the aims

- * To learn that helping at home makes parents happy
- * To learn that it is important to help with a cheerful heart

5) Prayer



I Can Help at Home




PREPARATION

Duplicate the pattern, one for every four children. Cut out the the patterns (discard the inner circle), and glue them to different colours of construction paper. Cut the construction paper leaving a rim of colour around the outside of each pattern. Cut the wedges apart, placing every other wedge in a separate pile (making two identical piles of wedges). before the lesson, hide the wedges from one pile in rather obvious places around the room.


HOW TO PLAY

1. Divide the class into groups of four. Give each group four picture wedges of the same colour, one wedge per player. (If there are any children left over, two children may share a picture.) Decide on a spot on the table or floor where the members of a group will put together their circle.
2. At your signal, each player will hold his picture and look for the hidden picture which matches it, making sure it matches his colour too. If a player picks up a picture or colour that doesn't match his, he must return his wedge to its hiding place.
3. When a player finds his picture, he may return to his groups place. As soon as all the members of a group are seated, they may put their circles together.
4. When all circles are completed ask the children to describe some of the helping actions shown on the circles. Discuss ways that each child can help at home this week.






I can help!



I can help!



I can help!



I can help!